

Marcus Reijonen

ALAN PARAS – "BEST-IN-CLASS":

YHDESSÄ, YHTEISTÄ TYÖTÄ -
COLLABORATION, NOT *ONLY* CO-
OPERATION

Lemminkäinen

VISION

We are a best-in-class construction company.

Are we?
What does it take to be?
Compared to who?

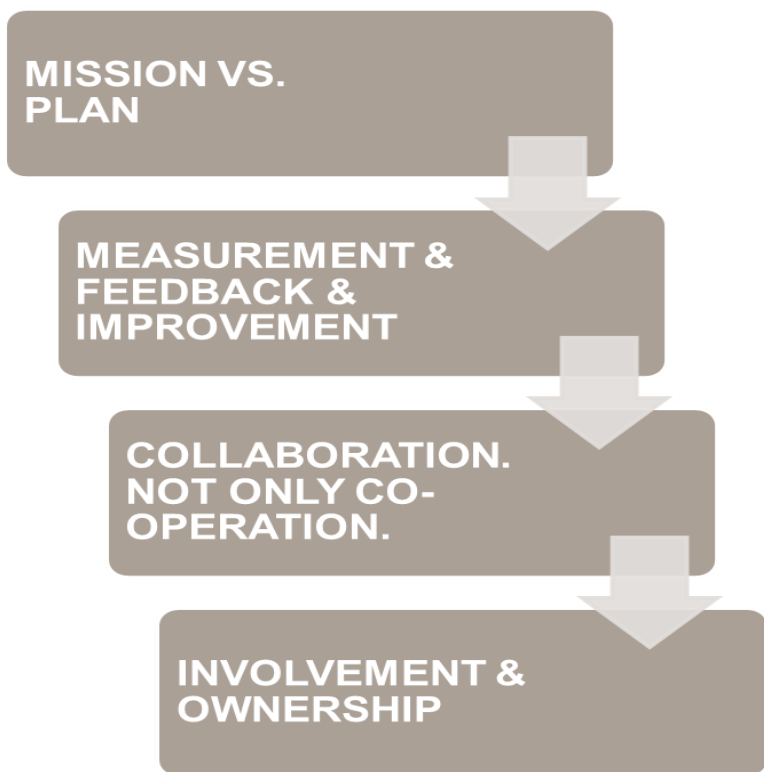
MISSION VS. PLAN

**MEASUREMENT &
FEEDBACK &
IMPROVEMENT**

**COLLABORATION. NOT
ONLY CO-OPERATION.**



**INVOLVEMENT &
OWNERSHIP**



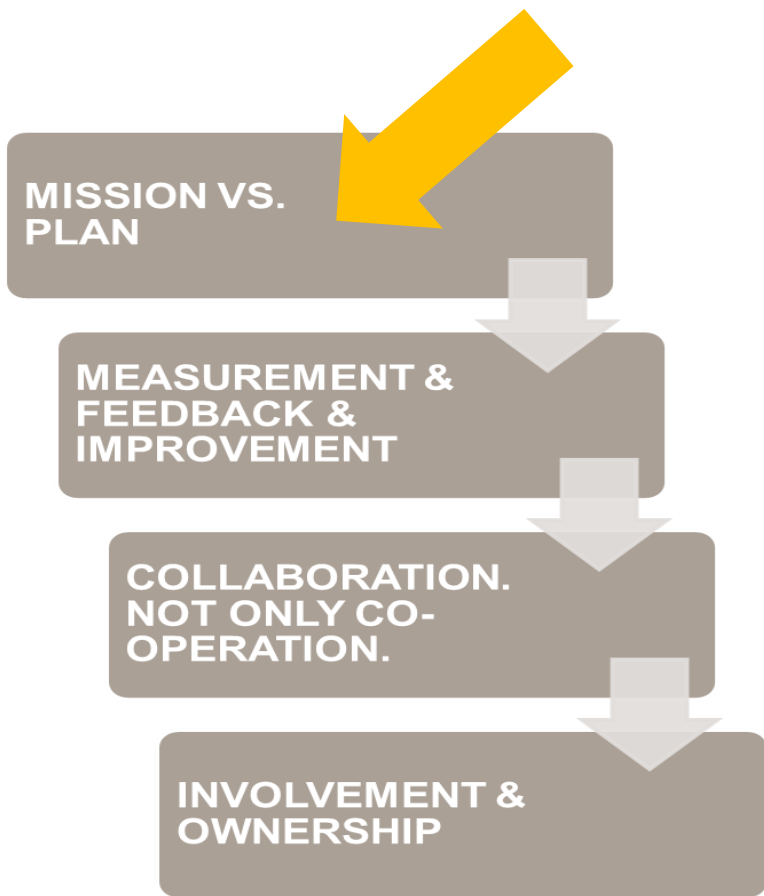


WORLD CHAMP. RELAY RACE FINAL

4 x 100m



	TEAMS	PERSONAL BEST	BEST THIS YEAR
	Patricia Girard	11.11	11.45
	Muriel Hurtis	10.96	11.08
	Sylviane Félix	11.15	11.28
	Christine Arron	10.73	11.01
	Total France (individuals)	43.95	44.82
	Angela Williams	11.04	11.15
	Chryste Gaines	10.86	10.86
	Inger Miller	10.76	11.16
	Torri Edwards	10.93	10.93
	Total US (individuals)	43.59	44.1

Delta in favor of US 3.2m 6.4m



WORLD CHAMP. RELAY RACE FINAL

4 x 100m

	TEAMS	PERSONAL BEST	BEST THIS YEAR
	Patricia Girard	11.11	11.45
	Muriel Hurtis	10.96	11.08
	Sylviane Félix	11.15	11.28
	Christine Arron	10.73	11.01
	Total France (individuals)	43.95	44.82
	Angela Williams	11.04	11.15
	Chryste Gaines	10.86	10.86
	Inger Miller	10.76	11.16
	Torri Edwards	10.93	10.93
	Total US (individuals)	43.59	44.1

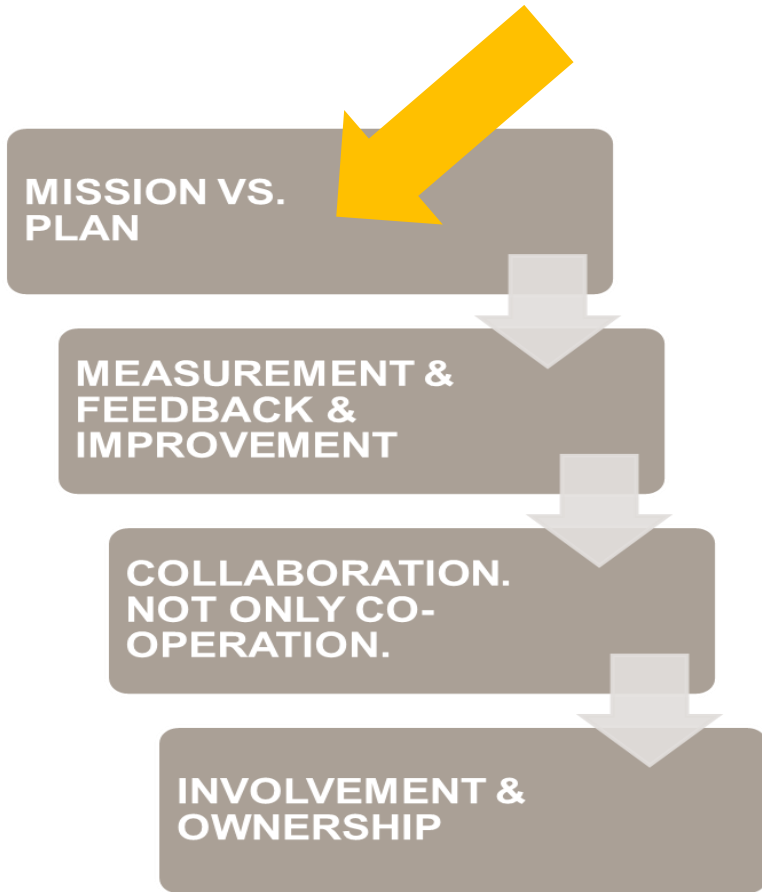
Delta in favor of US

3.2m

6.4m

"WHAT ARE WE TRYING TO ACHIEVE?"

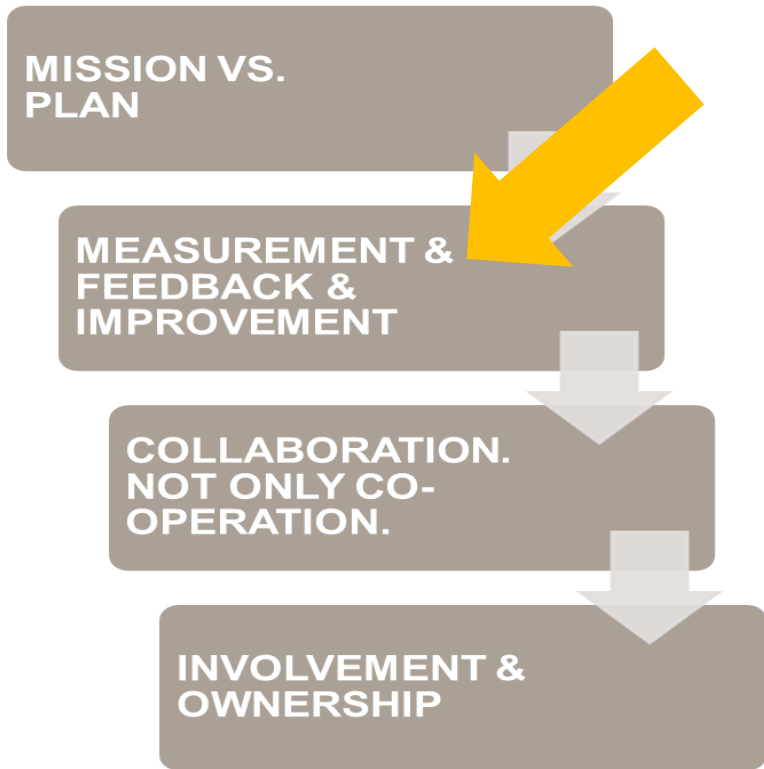
"WHAT ARE MY TARGETS?"



WORLD CHAMP. RELAY RACE FINAL



4 x 100m

TEAMS	PERSONAL BEST	BEST THIS YEAR
 Patricia Girard Muriel Hurtis Myriane Félix Christine Arron	11.11 10.96 11.15 10.73	11.45 11.08 11.28 11.01
Total France (individuals)	43.95	44.82
 Angela Williams Chryste Gaines Inger Miller Torri Edwards	11.04 10.86 10.76 10.93	11.15 10.86 11.16 10.93
Total US (individuals)	43.59	44.1
Delta in favor of US	3.2m	6.4m



WORLD CHAMP. RELAY RACE FINAL

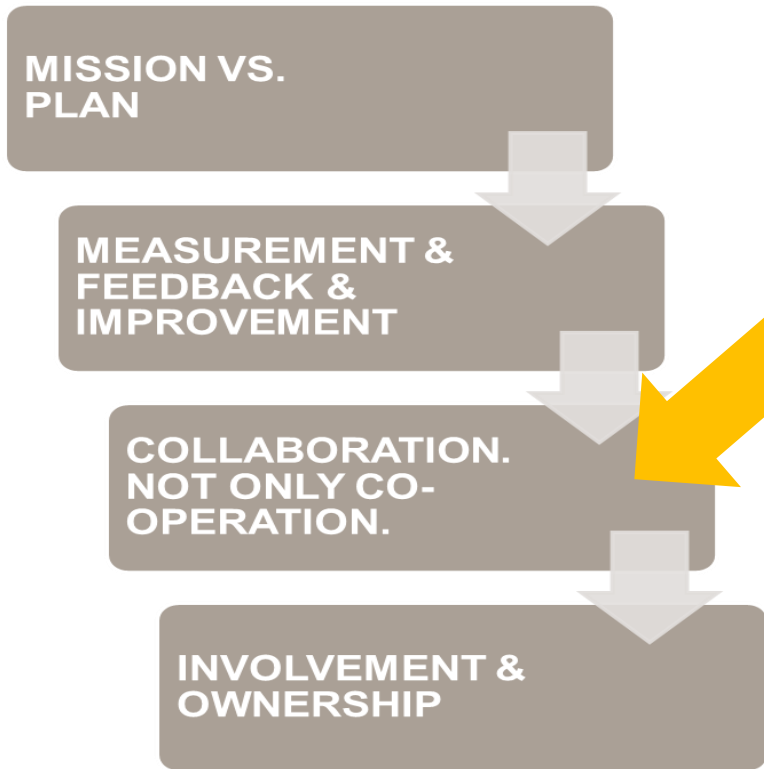
4 x 100m

	TEAMS	PERSONAL BEST	BEST THIS YEAR
	Patricia Girard	11.11	11.45
	Muriel Hurtis	10.96	11.08
	Sylviane Félix	11.15	11.28
	Christine Arron	10.73	11.01
	Total France (individuals)	43.95	44.82
	Angela Williams	11.04	11.15
	Chryste Gaines	10.86	10.86
	Inger Miller	10.76	11.16
	Torri Edwards	10.93	10.93
	Total US (individuals)	43.59	44.1

Delta in favor of US



3.2m

6.4m



WORLD CHAMP. RELAY RACE FINAL

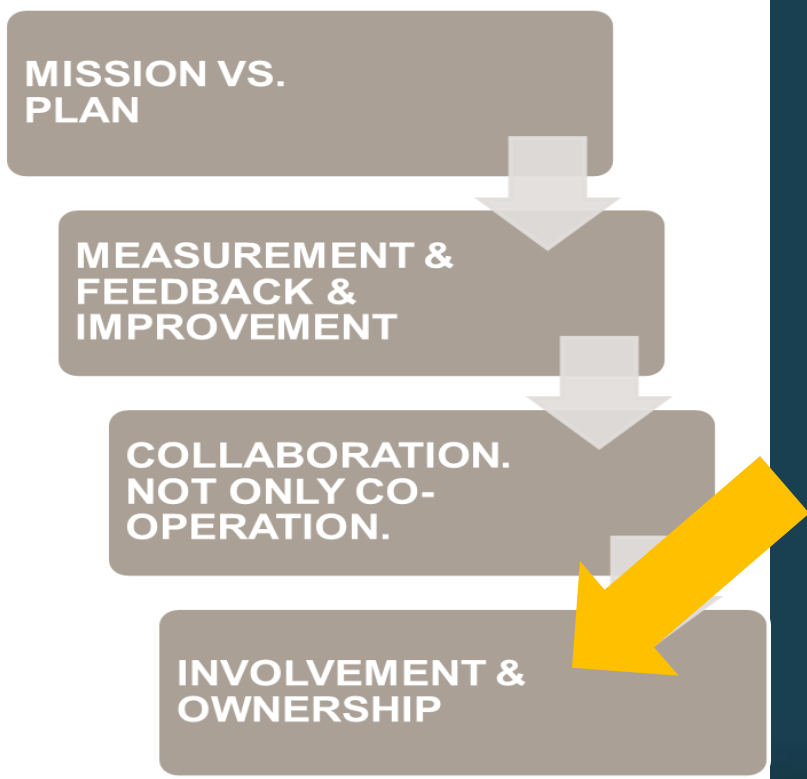
4 x 100m

	TEAMS	PERSONAL BEST	BEST THIS YEAR
	Patricia Girard	11.11	11.45
	Muriel Hurtis	10.96	11.08
	Sylviane Félix	11.15	11.28
	Christine Arron	10.73	11.01
	Total France (individuals)	43.95	44.82
	Angela Williams	11.04	11.15
	Chryste Gaines	10.86	10.86
	Inger Miller	10.76	11.16
	Torri Edwards	10.93	10.93
	Total US (individuals)	43.59	44.1

Delta in favor of US



3.2m

6.4m



WORLD CHAMP. RELAY RACE FINAL

4 x 100m

	TEAMS	PERSONAL BEST	BEST THIS YEAR
	Patricia Girard	11.11	11.45
	Muriel Hurtis	10.96	11.08
	Sylviane Félix	11.15	11.28
	Christine Arron	10.73	11.01
	Total France (individuals)	43.95	44.82
	Angela Williams	11.04	11.15
	Chryste Gaines	10.86	10.86
	Inger Miller	10.76	11.16
	Torri Edwards	10.93	10.93
	Total US (individuals)	43.59	44.1

Delta in favor of US 3.2m 6.4m

MISSION VS.
PLAN

MEASUREMENT &
FEEDBACK &
IMPROVEMENT

COLLABORATION.
NOT ONLY CO-
OPERATION.

INVOLVEMENT &
OWNERSHIP





LEHTINKAINEN



